

APCO International

The Association of Public-Safety Communications Officials - International



Standard for
Telecommunicator
Emergency
Response Taskforce
(TERT) Deployment

APCO/NENA ANS

1.105.1-2009



www.apcointl.org



Standard for TERT Deployment

APCO/NENA ANS 1.105.1-2009

Standard written by **The National Joint TERT Initiative (NJTI) & NENA Contingency Planning Committee**

Approved May 27, 2009 by

APCO International Standards Development Committee (SDC)

Approved May 29, 2009 by **The American National Standards Institute (ANSI)**

Abstract: This standard includes information to provide guidance and helpful information regarding the development, maintenance and deployment of a Telecommunicator Emergency Response Taskforce (TERT).

Keywords: 9-1-1, public safety answering point (PSAP), communications Comm.) center, agency, continuity of operations plans (COOP), emergency, emergencies, service, fold down, implementation plan, emergency response, emergency responders, Telecommunicator, public safety communications, Telecommunicator Emergency Response Taskforce (TERT), National Joint TERT Initiative (NJTI).

Note: This document is published by the National Joint TERT Initiative (NJTI) as an information source for the voluntary use of communication centers and is provided as an example only. It is not intended to be a complete operational directive.

NJTI reserves the right to propose revisions to this draft standard, in compliance with the APCO ANS process, for any reason including, but not limited to: conformity with criteria or standards promulgated by various regulatory agencies, utilization of advances in the state of operational techniques or services described herein.

It is possible that certain federal, state, local or tribal regulations may restrict or require modification of the recommendations contained in this document. Therefore, this document should not be the only source of information used. PSAP managers are advised to contact their legal counsel to ensure compatibility with local requirements.

By using this document, the user agrees that NJTI shall have no liability for any consequential, incidental, special, or punitive damages arising from use of the document.

APCO International

351 North Williamson Blvd, Daytona Beach, Florida 32114 USA

No part of this publication may be reproduced in any form without prior written permission. For more information, contact apcostandards@apco911.org.

Standard for TERT Deployment




TABLE OF CONTENTS

Foreword*	1
Acknowledgements*	3
Executive Overview	5
Introduction	6
Purpose and Scope of Document	6
Reason to Implement	6
Document Review	6
Acronyms/Abbreviations	6
TERT Components	8
TERT Calltaker	8
TERT Radio Dispatcher	8
TERT Telecommunicator	8
TERT Supervisor	8
TERT Team Leader	8
TERT State Coordinator	8
TERT Liaison	8
Requesting PSAP	9
Requesting PSAP Role	9
Activation Steps	9
TERT Request Information	9
TERT Package	9
TERT Requesting PSAP Deployment Review	9
Deploying TERT Responsibilities	10
TERT Deployment Process	10
TERT Member Supply List	10
Tracking TERT Member Time	10
TERT Responding Team Deployment Review	10
TERT Member Deployment Review	10
Membership, Configuration and Deployment of TERTS	11
Typing and Default Configuration of TERTS	12
Criteria for TERT Members	13
TERT Calltaker	14
TERT Radio Dispatcher	14
TERT Telecommunicator	15
TERT Supervisor	15
TERT Team Leader	15
Requesting PSAP Role	17
The Requesting PSAP Role is:	17
Activation Steps (Intrastate: Within One State)	17
Activation Steps (Interstate: State-To-State)	18
TERT Deployment Responsibilities	20
TERT State Coordinator Responsibilities	20
Team Leader Responsibilities	20
References	22
Attachments	23

*Informative material and not a part of this American National Standard (ANS)



Standard for TERT Deployment

Foreword*

The Association of Public-Safety Communications Officials (APCO) International is the world's oldest and largest professional organization dedicated to the enhancement of public-safety communications. APCO International serves the professional needs of its 15,000 members worldwide by creating a platform for setting professional standards, addressing professional issues and providing education, products and services for people who manage, operate, maintain, and supply the communications systems used by police, fire, and emergency medical dispatch agencies throughout the world.

The 2008-2009 APCO International Board of Officers:

Chris Fischer, President

Richard Mirgon, President Elect

William Carrow, First Vice President

Gregg Riddle, RPL, Second Vice President

APCO International Executive Staff:

George S. Rice, Jr., Executive Director

Mark Cannon, Deputy Executive Director

APCO International standards are developed by APCO committees, projects, task forces, workgroups, and collaborative efforts with other organizations coordinated through the APCO International Standards Development Committee (SDC). Members of the committees are not necessarily members of APCO. Members of the SDC are not required to be APCO members. All members of APCO's committees, projects, and task forces are subject matter experts who volunteer and are not compensated by APCO. APCO standards activities are supported by the Comm. Center & 9-1-1 Services Department of APCO International.

**For more information regarding
APCO International and APCO standards**


please visit:

www.apcointl.org

www.apcostandards.org

*For informational purposes only and not a part of the ANS

Standard for TERT Deployment



APCO American National Standards (ANS) are voluntary consensus standards. Use of any APCO standard is voluntary. This standard does not imply that there are no other standards pertaining to this topic. All standards are subject to change. All APCO ANS are required to be reviewed no later than every five years. The designation of an APCO standard should be reviewed to ensure you have the latest edition of an APCO standard, for example:

APCO ANS 1.101.1-2009 = 1 - Operations, 2 - Technical, 3 - Training

APCO ANS 1.101.1-2009 = Unique number identifying the standard

APCO ANS 1.101.1-2009 = The edition of the standard, which will increase after each revision

APCO ANS 1.101.1-2009 = The year the standard was approved and published, which may change after each revision.

The latest edition of an APCO standard cancels and replaces older versions of the APCO standard. Comments regarding APCO standards are accepted any time and can be submitted to apcostandards@apco911.org, if the comment includes a recommended change, it is requested to accompany the change with supporting material. If you have a question regarding any portion of the standard, including interpretation, APCO will respond to your request following its policies and procedures. ANSI does not interpret APCO standards, they will forward the request to APCO.

APCO International adheres to ANSI's Patent Policy. Neither APCO nor ANSI is responsible for identifying patents for which a license may be required by an American National Standard or for conducting inquiries into the legal validity or scope of any patents brought to their attention. No position is taken with respect to the existence or validity of any patent rights within this standard. APCO and NENA are the entities that may authorize the use of trademarks, certification marks, or other designations to indicate compliance with this standard.

Permission must be obtained to reproduce any portion of this standard and can be obtained by contacting APCO International's Comm Center & 9-1-1 Services Department. Requests for information, interpretations, and/or comments on any APCO standards should be submitted in writing addressed to:

APCO SDC Secretary, Comm Center & 9-1-1 Services
APCO International
351 N. Williamson Blvd
Daytona Beach, FL 32114 USA
apcostandards@apco911.org



Standard for TERT Deployment

Acknowledgements*

The following individuals are recognized for their contribution in the development of this standard:

Brent Lee
NJTI Co-Chair APCO International

Kurt Hardin
NJTI, WA

Doug Edmonds
NJTI Co-Chair NENA

Melody BonAmi
Manatee County, FL

Richard Mirgon
NJTI APCO International Board Liaison

Monica Million
City of Grand Junction Police Dept., CO

Ron Bonneau
NJTI NENA Board Liaison

Natalie Duran
NJTI, FL

Alan Wells
St. Francois County, MO

R.D. Porter
NJTI, MO

April Heinze
Eaton County Central Dispatch, MI

Sherry Decker
NJTI, TX

Brett Bonin
BellSouth, LA

Steve Makky, Sr
St. Charles, MO

Gil Bailey
Harrison County, MS

Steve Newton
NJTI, NC

Gordon Vanauken
L.R. Kimball & Associates, PA

Tim Hennessy
NJTI, CA

Janelle Guillory
Calcasieu Parish 9-1-1, LA

Woody Glover
Saint Tammany Parish, LA

John Haynes
NJTI, PA

Craig Whittington
NJTI, NC

John Stuermer
Hamilton County, TN

Loredana Elsberry
NJTI APCO International Staff Liaison

*The Acknowledgments are informative and not a part of the ANS

Standard for TERT Deployment



At the time this standard received ANS designation, the APCO Standards Development Committee (SDC) had the following membership:

Carol Adams, RPL Chair
Stafford County Sheriff Office, Virginia

Joe Gallelli, Vice Chair
Zetron, Florida

Dr. Barry Cox
Institute of Emergency Preparedness (JSU), Alabama

Debbie Gailbreath
Sarasota County Sheriff's Office, Florida

Frank Kiernan
Meriden Emergency Communications, Connecticut

Jim Mollohan
Georgia Technology Authority, Georgia

Daniel Morelos
Tucson Airport Authority, Arizona

William Rendina
Valor Systems, Illinois

Julie Righter
Lincoln Emergency Communications 9-1-1, Nebraska

Lex Rutter
GeoComm Inc., Idaho

Bradford S. Smith
American Medical Response, Massachusetts

Sherry Taylor
Indianapolis Fire Department Communications Division, Indiana

Gary Thomas
County of Union, NC

Gordon Vanauken
L. Robert Kimball & Associates, Pennsylvania

Amanda Byrd, Secretary
The Association of Public-Safety Communications Officials (APCO) International



Standard for TERT Deployment

1 Executive Overview*

In the aftermath of Hurricanes Katrina and Rita several agencies that desired to send telecommunicators to the stricken area on mutual aid assignments along with APCO and NENA recognized that there was no national system in place to provide operational support to communications centers and their personnel, in the event of a manmade or natural disaster. The Telecommunicator Emergency Response Taskforce (TERT) has been developed to address this need.

This document is provided to assist Public Safety Answering Points (PSAPs) and governing 9-1-1 authorities with the information required for developing, training, equipping and deploying a standardized TERT team. TERT is the concept of communications-specific mutual aid between PSAPs to provide trained PSAP personnel during emergency situations. Unlike most contingency plans prepared by individual PSAPs to address specific threats to their own PSAPs, TERT involves providing qualified communications personnel to work in another PSAP and requires coordination among PSAPs, mutual aid consortiums and Emergency Management Agencies (EMA) from different municipalities, states and regions. When possible, the TERT members' skill sets should match those of the requesting agency. This coordination must take into account that while each agency is unique in its resources and operations, the basic duties and responsibilities remain the same.


The unique nature of communications centers/PSAPs requires that daily operations continue regardless of circumstance. It is therefore imperative that PSAPs plan for emergency circumstances that adversely affect their ability to adequately staff their center.

For this program to be successful it must be recognized and supported by federal, state, local and tribal EMA. Additionally, it is imperative that local participating agencies fully support TERT as a key element of public safety response as they do police, fire and EMS personnel.

This document includes information for:

- Incident Type Classifications
- Criteria for members
- Requesting Agency Role
- Activation steps
- Request Information Form
- TERT package
- Requesting Agency Deployment Review
- Deployment Process
- Member supply list
- Response Personnel Time Form
- Responding Team Deployment Review
- Member Deployment Review

Standard for TERT Deployment



2 Introduction

2.1 Purpose and Scope of Document

The purpose of the NJTI Model Recommendations for TERT Deployment (MRTD) is to provide guidance and helpful information regarding the development, maintenance and deployment of a TERT.

2.2 Reason to Implement

PSAPs, specifically their personnel, are critical for the safety and security of the public. Many manmade or natural occurrences have the potential of adversely affecting a PSAP from maintaining adequate staffing and consequently might place the public and first responders in danger. It is therefore incumbent on PSAP administrators to prepare for such occurrences.

2.3 Document Review

NJTI reserves the right to modify this document complying with the APCO ANS Process. This is an evolving document which shall be periodically reviewed by the NJTI. Whenever it is modified, the reason(s) shall be provided in this paragraph.

2.4 Acronyms/Abbreviations

Some acronyms/abbreviations used in this document have not yet been included in the master glossary. After initial approval of this document, they shall be included. Link to the NENA master glossary is:

http://www.nena.org/9-1-1TechStandards/nena_recommended_standards.htm.


The following Acronyms are used in this document:	
AHJ	Authority Having Jurisdiction
CISM	Critical Incident Stress Management
EMA	Emergency Management Agency
EMAC	Emergency Management Assistance Compact
EMD	Emergency Medical Dispatch
ICS	Incident Command System
NIC	National Integration Center
NIMS	National Incident Management System
NJTI	National Joint TERT Initiative
TERT	Telecommunicator Emergency Response Taskforce



Standard for TERT Deployment

The following <i>new terms</i> are included in this document:	
Authority Having Jurisdiction (AHJ)	This is the governing body of the communications center which can be at the local, municipal, county or state level. This body has oversight of the communications center and will have knowledge of the skills, knowledge and abilities of employees at the center.
Telecommunicator Emergency Response Taskforce (TERT)	A group of trained telecommunications operations and support personnel able to respond to and work with another agency to receive, process, dispatch and monitor calls for assistance.
TERT State Coordinator	Official responsible for managing and coordinating a TERT deployment at the state level.
TERT Liaison	Requesting PSAPs liaison for deployment.
Team Leader	Deployed team's liaison. Responsible for management of deployed team.
PSAP Survey	Data collected regarding type of equipment and training to best match the needs of requesting PSAP with the skills of the responding TERT.
TERT Supervisor	A public safety telecommunications supervisor capable of functioning as a TERT Telecommunicator, and of supervising, directing and assessing the work of other PSAP personnel.
TERT Telecommunicator	A public safety dispatcher capable of functioning as both a TERT Calltaker and a TERT Radio Dispatcher.
TERT Radio Dispatcher	A public safety dispatcher trained and/or certified in accordance with the AHJ policies in receiving, prioritizing and distributing calls for service using a public safety radio system.
TERT Calltaker	A public safety calltaker trained and/or certified in accordance with the AHJ policies in receiving, assessing, prioritizing and classifying calls for service.

Standard for TERT Deployment



3 TERT Components

3.1 TERT Calltaker

A public safety calltaker trained and/or certified in accordance with the AHJ policies in receiving, assessing, prioritizing and classifying calls for service (police and/or fire and/or EMS) and operating public safety and/or PSAP communications equipment.

3.2 TERT Radio Dispatcher

A public safety dispatcher trained and/or certified in accordance with the AHJ policies in receiving, prioritizing and distributing calls for service (police and/or fire and/or EMS) using a public safety radio system while coordinating, tracking and providing support to field units.

3.3 TERT Telecommunicator

A public safety dispatcher capable of functioning as both a TERT Calltaker and a TERT Radio Dispatcher, as described above.

3.4 TERT Supervisor

A public safety telecommunications supervisor capable of functioning as a TERT Telecommunicator, as defined above, and of supervising, directing and assessing the work of other PSAP personnel.

3.5 TERT Team Leader

A public safety telecommunications supervisor, as described above, who is also knowledgeable in the administrative aspects of a TERT deployment and is capable of managing human resources, work task distribution, liaison and documentation needs of the TERT. The TERT Team Leader is assigned by the TERT State Coordinator.

3.6 TERT State Coordinator

Individual recognized by the State Emergency Management Agency as the single point of contact responsible for managing the TERT program and coordinating TERT deployments. Some states may choose to use Regional Coordinator(s) to assist the TERT State Coordinator.

3.7 TERT Liaison

A liaison to the TERT from the Requesting PSAP. The TERT Liaison is the single point of contact between the Requesting PSAP and deployed team. Responsible for assuring the TERT has appropriate access and support to fulfill assigned duties.



Standard for TERT Deployment

4 Requesting PSAP

The Requesting PSAP must initiate activation by providing the appropriate information so the most appropriate team may be assembled. The Requesting PSAP is also responsible for assuring that responding team members are utilized in an appropriate manner.

4.1 Requesting PSAP Role

The Requesting PSAP shall initiate the request for activation and provide guidance and direction to the responding TERT team members. PSAPs should complete a PSAP Survey Form prior to the need for TERT.

*See Attachment A -- PSAP SURVEY**

4.2 Activation Steps

A guide that outlines the steps required to initiate a TERT response. Activation steps may need to be customized to meet the requirements/needs of the Requesting PSAP and other organizations, such as EMAs. Specific activation steps should be individually developed on a state by state basis.

4.3 TERT Request Information

This form contains additional information that may assist the responding TERT State Coordinator and TERT Team Leader to staff and initiate a response. This form should be completed by an appropriate representative of the requesting PSAP.

*See Attachment B -- TERT REQUEST INFORMATION**

4.4 TERT Package

The TERT package is information and resources provided by the requesting PSAP to the responding TERT. This package should be prepared in advance by requesting PSAP personnel and have the necessary information and supplies for the TERT to function while deployed.


See Attachment C -- TERT PACKAGE

4.5 TERT Requesting PSAP Deployment Review

The TERT Requesting PSAP deployment review is a tool to be completed post-mission by the requesting PSAP Liaison. This instrument is used to assure that the response was handled in a safe, efficient manner and provide lessons learned to improve future deployment. Completed reviews shall be provided to both the requesting and responding TERT State Coordinator and the NJTI Co-Chairs.

*See Attachment D -- TERT REQUESTING AGENCY DEPLOYMENT REVIEW**

Standard for TERT Deployment



5 Deploying TERT Responsibilities

The deploying TERT shall make every reasonable effort to ensure that only qualified personnel respond. Once on scene, the deployed TERT shall provide appropriate supervision for its team members from its own shift supervisors and the Team Leader. TERT shift supervisors and the Team Leader are expected to work closely and cooperatively with the requesting agency's supervisors and management staff.

5.1 TERT Deployment Process

Outlines the responsibilities and steps required to deploy a TERT.

*See Attachment E -- SAMPLE CHECKLISTS**

5.2 TERT Member Supply List

The deployed TERT Team should assure their members are able to be self-sufficient for at least 72 hours when deploying to major disaster scenes, but the Team shall meet the requirements of the EMAC Mission Order. Local discretion should be used when deploying in-state depending on the nature of the response. The member supply list includes items that shall be used to assure a safe response.

See Attachment F -- TERT MEMBER SUPPLY LIST

5.3 Tracking TERT Member Time

The deployed TERT shall use the ICS 214 form to track daily activities. The Team Leader should assure this form is completed for each operational period.

5.4 TERT Responding Team Deployment Review

The TERT deployment review is a tool to be completed by the responding Team Leader post-mission. This instrument is used to assure that the response was handled in a safe, efficient manner and provide lessons learned to improve future deployment. Completed reviews should be provided to the both the requesting and the responding TERT State Coordinator and NJTI Co-Chairs.

*See Attachment G -- TERT RESPONDING TEAM LEADER DEPLOYMENT REVIEW**

5.5 TERT Member Deployment Review

The TERT Member Deployment Review is a tool that shall be completed by each responding team member post-mission. This survey is used to assure that the response was handled in a safe, effective manner and provide recommendations for program improvement. Completed reviews shall be provided to the responding TERT State Coordinator and NJTI Co-Chairs.

*See Attachment H -- TERT MEMBER DEPLOYMENT REVIEW **



Standard for TERT Deployment


6 Membership, Configuration & Deployment of TERTs

The National Integration Center (NIC), formerly known as the NIMS Integration Center (NIC), has developed national Resource Typing definitions for some of the most commonly used resources during a response. Resource typing is an integral component of the National Incident Management System (NIMS). It enhances the ability of emergency responders to find needed resources during a disaster. In compliance with NIMS and in support of the Incident Command System (ICS), the Resource Typing Definitions help promote common terminology of descriptions, standards, and types of local, state and federal response assets.

Resource typing definitions provide the information to request and receive the resources needed during an emergency or disaster. The Resource Typing Definitions shall be continuously updated, revised, and expanded.

Resources are classified by 'Category' which refers to function and 'Kind,' to include teams, personnel, equipment, and supplies. Information about level of capability is referred to as 'Type,' which is a measure of minimum capabilities to perform the function. Type I implies a higher capability than Type II. The metrics shown for each resource are measurements of standards and are applicable to like resources.

Standard for TERT Deployment



6.1 Typing and Default Configuration of TERTs

CATEGORY:		Communications Resources		KIND:	Taskforce	
MINIMUM CAPABILITIES:		TYPE I	TYPE II	TYPE III	TYPE IV	OTHER
Personnel	Team Leader	1	1	1	1	1
Personnel	Supervisor	6	6	4	2	0
Personnel	Telecommunicator	42	36	28	14	7
Personnel	EMD Certified See Note 1	Same as Type II	25% of Telecommunicators	See Note 2	See Note 2	See Note 2
Taskforce	Duration of Operations	Same as Type II	Long; Greater than 1 week	Same as Type V	Same as Type V	Short; up to 1 week
Equipment	Laptop Computer with wireless Internet connection	Same as Type II	1 Laptop	None Specified	None Specified	None Specified
Comments	<p>Note 1: During out-of-state Emergency Management Assistance Compact (EMAC) requests at the Type I and Type II levels, the request should automatically include a 25% contingent of EMD certified telecommunicators. TERT State Coordinators are responsible for identifying such members. A multi-state response may be required to fill this requirement.</p> <p>Note 2: EMD certification is not a requirement for TERT team membership. However, if a requesting agency specifies that they wish to have EMD qualified TERT members respond, the TERT State Coordinator should make every effort to fulfill the request by identifying EMD qualified team members.</p> <p>Note 3: Requests for special certifications or qualifications, such as EMD, Incident Dispatchers, law enforcement dispatchers, fire service/EMS dispatchers, call takers, familiarity with a specific CAD system, etc., shall be specified during the request process, however increasing the specific requirements may slow the deployment process and/or may not be able to be accommodated.</p> <p>Note 4: The default configuration calls for public safety telecommunicators. Requests for public safety calltakers and/or public safety radio dispatchers shall be specified when making the request.</p> <p>Note 5: The span of control of 1:7 follows the National Incident Management System (NIMS) guideline.</p>					



Standard for TERT Deployment


6.2 Criteria for TERT Members

All members should meet the following qualifications and skills in addition to meeting national minimum training requirements or equivalent¹:

- 6.2.1 Pass a criminal background check performed by the Authority Having Jurisdiction (AHJ)
- 6.2.2 All TERT member agencies should follow the vaccination / immunization guidelines outlined in the CDC guidance document titled "*Immunization Recommendations For Disaster Responders*" located at www.bt.cdc.gov/disasters/disease/responderimmun.asp. In summary, the CDC recommends that:
 - 6.2.2.1 All First Responders have a **Tetanus** immunization or booster if the original immunization is more than 10 years old. The preferred variety is Tdap (tetanus/diphtheria/pertussis).
 - 6.2.2.2 The **Hepatitis B** immunization may be beneficial but is only recommended for First Responders who may have direct patient contact or contact with bodily fluids. Telecommunicators typically should not be exposed to such situations. The decision for Hepatitis B is left to the discretion of the AHJ.
 - 6.2.2.3 The **Hepatitis A** immunization is not recommended for First Responders working on situations in the United States.
- 6.2.3 Have a signed letter from agency director acknowledging/approving participation in TERT on file with TERT State Coordinator (Renewed by January 1 of even numbered years). An employee who has been cross-trained both as a Calltaker and a Dispatcher shall automatically be classified as a Telecommunicator.
*See Attachment J -- TERT STATE COORDINATOR LETTER**
- 6.2.4 Completion of NJTI Deployment Awareness Training Course
- 6.2.5 Successful completion of all relevant and current NIMS training course identified in Attachment L.
- 6.2.6 Possess positive interpersonal communication and leadership skills
- 6.2.7 Be flexible and energetic

¹For example, APCO International's Minimum Training Standards for Public Safety Telecommunicator, APCO International's Minimum Training Standards for First-Level Supervisor, or equivalents.

Standard for TERT Deployment



- 6.2.8 Be an excellent multi-tasker and problem solver
- 6.2.9 Be assertive in a positive manner
- 6.2.10 Be an outstanding team player
- 6.2.11 Maintain above average annual performance reviews with no chronic work problems
- 6.2.12 Possess an excellent working knowledge of the appropriate public safety emergency response operation and equipment as it relates to the member's role
- 6.2.13 Possess an ability to adapt and be flexible with different policies, procedures, equipment and geographic areas
- 6.2.14 Possess an ability to adapt to poor environmental conditions such as no beds, cold meals, no running water, etc.
- 6.2.15 Possess excellent people and teamwork skills inclusive of cultural diversity
- 6.2.16 Possess excellent documentation skills

6.3 TERT Calltaker

- 6.3.1 Minimum Equivalent of Two Years Full Time Experience in this position (As determined by AHJ)
- 6.3.2 Properly certified by the AHJ that the individual has the requisite training and skills of a Calltaker

See section 3, subsection 3.1

6.4 TERT Radio Dispatcher

- 6.4.1 Minimum Equivalent of Two Years Full Time Experience in this position (As determined by AHJ)
- 6.4.2 Properly certified by AHJ that the individual has the requisite training and skills of a Radio Dispatcher

See section 3, subsection 3.2



Standard for TERT Deployment

6.5 TERT Telecommunicator

- 6.5.1 Minimum Equivalent of Three Years Full Time Experience in this position (As determined by AHJ)
- 6.5.2 Properly certified by the AHJ that the individual has the requisite training and skills of a Telecommunicator

See section 3, subsection 3.3

6.6 TERT Supervisor

- 6.6.1 Successful completion of all relevant and current DHS requirements and NIMS training course identified in Attachment L.
- 6.6.2 EMD Certification is strongly recommended for out-of-state deployment
- 6.6.3 Minimum Equivalent of Two Years Full Time Experience in this position (As determined by AHJ)
- 6.6.4 Properly certified by the AHJ that the individual has the requisite training and skills of a Supervisor
- 6.6.5 All Supervisors should have adequate interpersonal conflict resolution training/experience as determined by AHJ.
- 6.6.6 Completion of the TERT Leadership Course

See section 3, subsection 3.4

6.7 TERT Team Leader

- 6.7.1 Understand local, state, regional and national mutual aid processes and procedures
- 6.7.2 Employer has sent special recommendation to the State Coordinator that the individual be considered for appointment as Team Leader
- 6.7.3 Be able to coordinate work tasks and human resources in adverse and changing environments with minimal direction
- 6.7.4 Possess knowledge to identify, locate and obtain logistical support for the team

Standard for TERT Deployment



- 6.7.5 Strong administrative skills, i.e., scheduling, time keeping, cost tracking, etc.
- 6.7.6 Possess the ability to effectively interface with the Incident Command Structure, OEM, TERT coordinator from the deploying entity (entities) and local TERT Liaison
- 6.7.7 Successful completion of all relevant and current DHS requirements and NIMS training course identified in Attachment L.
- 6.7.8 EMD Certification is should be obtained for out-of-state deployment
- 6.7.9 Properly certified by the AHJ that the individual has the requisite training and skills of a Supervisor
- 6.7.10 Completion of the NJTI TERT Leadership Course
- 6.7.11 All Team Leaders should have adequate interpersonal conflict resolution training/experience as determined by AHJ."

See section 3, subsection 3.5

Standard continued on the next page



Standard for TERT Deployment

7 Requesting PSAP Role


7.1 The Requesting PSAP Role:

- 7.1.1 Verify that an emergency has been declared at the appropriate level.
- 7.1.2 Request TERT activation through appropriate EMA. (use Activation Steps)
- 7.1.3 Provide specific information outlining your PSAP's needs to the TERT State Coordinator. The TERT Request Information is the minimum information that a responding TERT State Coordinator will need in order to start the activation process. The TERT State Coordinator may ask for additional information.
- 7.1.4 Assign a TERT Liaison responsible for deployed teams.
- 7.1.5 Provide TERT packages to arriving teams.
*See Attachment C -- TERT PACKAGE**
- 7.1.6 Assign and monitor tasks to the TERT personnel while they are working in your PSAP, as necessary.
- 7.1.7 Notify EMA after team has checked in.
- 7.1.8 Inform the TERT State Coordinator of the responding state of any problems regarding TERT personnel, i.e. skills not matched to needs, not performing to your expectations, etc.
- 7.1.9 Update EMA at least once per day.
- 7.1.10 Inform EMA when situation is stabilized and TERT personnel are no longer needed.
- 7.1.11 Ensure completion of all Deployment Review forms.
- 7.1.12 Coordinate travel and lodging with the State Coordinator of the responding state.

7.2 Activation Steps (Intrastate: Within One State)

When a PSAP experiences an event of significant magnitude that creates the need for additional/replacement staffing in order to maintain an adequate level of service to the public and public safety responders, a TERT activation may be requested.

Standard for TERT Deployment



If the event results in the Governor declaring a state of emergency, reimbursement for the deployment may be available from the Requesting State.

If the event does not rise to the level of a declared emergency, the TERT deployment shall be considered a mutual aid situation with no reimbursement made available.

7.2.1 The PSAP Manager has three (3) methods of initiating a TERT activation as indicated below. The PSAP Manager should choose the contact method that is most appropriate for the circumstances. The PSAP Manager should contact:

- Local EMA, OR
- State EMA, OR
- Other designated official(s)

7.2.2 The EMA or TERT State Coordinator should ensure the completion of required documentation.

7.2.3 The EMA should contact the Requesting PSAP and provide details on the TERT, i.e., number of personnel, estimated time of arrival if available, qualifications, etc.

7.2.4 The Requesting PSAP should notify the EMA after TERT resources have checked-in. The notification should include:

- number and type of resources
- unmet needs
- changes/updates

7.2.5 The Requesting PSAP should maintain contact with EMAs or other designated official(s), as appropriate.

7.2.6 The EMA Coordinator has ensured the completion of the EMAC cost estimation form prior to deployment. EMAC has standardized forms to request interstate mutual aid assistance and intrastate reimbursement.

7.3 Activation Steps (Interstate: State-to-State)


When a PSAP experiences a manmade or natural disaster of such significant magnitude that the governor has declared a state of emergency and creates the need for additional/replacement staffing to maintain an adequate level of service to the public and public safety responders, a TERT activation may be requested.



Standard for TERT Deployment

- 7.3.1 The PSAP Manager has two (2) methods of initiating a TERT activation as indicated below. The PSAP Manager should choose the contact method that is appropriate for their jurisdiction. Once an emergency is declared, the PSAP Manager should contact:
- Local EMA - the local Emergency Manager shall forward the request to State Emergency Management, OR
 - State EMA
- 7.3.2 The State EMA should ensure completion of Memorandum of Agreement (MOA) and all required documentation to begin the EMAC process.
- 7.3.3 The Requesting State EMAC Coordinator should contact the appropriate out-of-state EMAC Coordinator(s) requesting a TERT activation.
- 7.3.4 The Assisting (Deploying) State EMAC Coordinator(s) should notify the Requesting State EMAC Coordinator when a TERT deployment has been approved.
- 7.3.5 The Receiving State EMAC Coordinator should coordinate with the responding TERT State Coordinator and/or the Requesting PSAP to obtain details on the TERT deployment, i.e., number of personnel, estimated time of arrival if available, qualifications, etc.
- 7.3.6 The Requesting PSAP should notify the State EMAC Coordinator after TERT resources have checked-in. The notification should include:
- number and type of resources
 - unmet needs
 - changes/updates
- 7.3.7 The Requesting PSAP should maintain contact with EMAs and State EMAC Coordinators, as appropriate.

Standard for TERT Deployment



8 TERT Deployment Responsibilities

8.1 TERT State Coordinator responsibilities:

- 8.1.1 Ensure MOUs are completed
- 8.1.2 Ensure resource order number has been assigned by EMA
- 8.1.3 Contact TERT Liaison to confirm needs
- 8.1.4 Locate and assign available resources
- 8.1.5 Assume responsibility for assembling a deployable team
- 8.1.6 Assign TERT Team Leader
- 8.1.7 Coordinate transportation
- 8.1.8 Ensure TERT Liaison receives verification of response
- 8.1.9 Receives daily updates and disseminates to appropriate agencies
- 8.1.10 Coordinates communications between deployed TERT and home agencies
- 8.1.11 Ensure completion of all Deployment Review forms
- 8.1.12 Apply for reimbursement as appropriate

8.2 Team Leader responsibilities:


- 8.2.1 Ensure resource order number has been assigned
- 8.2.2 Ensure responding personnel are appropriately equipped (Supply list)
- 8.2.3 Establish and maintain communication with TERT Liaison
- 8.2.4 Ensure safety of team members insofar as possible
- 8.2.5 Ensure team members are assigned an appropriate work task
- 8.2.6 Ensure logistical needs are met (food, lodging, transportation)
- 8.2.7 Ensure operational needs are met (scheduling, resource management, personnel issues, required reports)
- 8.2.8 Request appropriate CISM resources if deemed necessary
- 8.2.9 Ensure financial needs are documented (time keeping, associated costs)



Standard for TERT Deployment

- 8.2.10 Provide daily update to the responding TERT State Coordinator
- 8.2.11 Ensure demobilization requirements are met
- 8.2.12 Ensure completion of all after action reports

Standard for TERT Deployment



References*

EMAC Articles of Agreement

Florida APCO Mutual Aid Plan

Maryland TERT Operations Manual

NENA Communications Center/PSAP Disaster and Contingency Plans Model Recommendations

NENA Hazard and Vulnerability Analysis OID

NENA Mutual Aid Model Recommendation

North Carolina TERT

South Carolina NENA TERT Information

Texas TERT PSAP Managers Guide

For more information on NJTI, as well as to view the above documents visit the NJTI website: www.njti-tert.org



Standard for TERT Deployment

Attachments

ATTACHMENT A: PSAP SURVEY*	24
ATTACHMENT B: TERT REQUEST INFORMATION*	25
ATTACHMENT C: TERT PACKAGE*	27
ATTACHMENT D: TERT REQUESTING AGENCY DEPLOYMENT REVIEW*	28
ATTACHMENT E: SAMPLE CHECKLISTS*	29
TERT REQUEST CHECKLIST INTERSTATE (SAMPLE)	29
TERT REQUEST CHECKLIST INTRASTATE (SAMPLE)	29
TERT ARRIVAL CHECKLIST (SAMPLE)	29
TERT END OF SHIFT CHECKLIST (SAMPLE)	29
TERT DEACTIVATION CHECKLIST (SAMPLE)	29
ATTACHMENT F: TERT MEMBER SUPPLY LIST	30
ATTACHMENT G: TERT RESPONDING TEAM LEADER DEPLOYMENT REVIEW*	32
ATTACHMENT H: TERT MEMBER DEPLOYMENT REVIEW*	33
ATTACHMENT I: MEDICAL CONSIDERATIONS	34
A. VACCINATIONS AND IMMUNIZATIONS	34
B. MEDICAL CONDITIONS	34
ATTACHMENT J: TERT STATE COORDINATOR LETTER*	35
ATTACHMENT K: TERT REQUEST APPROVAL PROCESS*	38
A. INTERSTATE (STATE-TO-STATE)	38
B. INTRASTATE (WITHIN THE SAME STATE)	39
ATTACHMENT L: TERT REQUIRED AND RECOMMENDED TRAINING	41

Attachment A: PSAP Survey*

Below are the minimum data sets that should be used for the PSAP Survey.

PSAP NAME:

Physical Address:

Primary Contact:

Secondary Contact:

24X7 Number:

CPE Manufacturer:

CPE Model:

CAD Manufacturer:

CAD Model:

Mapping Manufacturer:

Mapping Model:

Radio System Manufacturer:

Radio System Description:

Staffing: (are your staff trained as:)

- Calltaker only**
- Calltaker Police**
- Calltaker Fire/EMS**
- Calltaker, Police and Fire/EMS**
- EMD Program:**

Attachment B: TERT Request Information*

1. Name of Agency: _____

2. Contact Person: _____

3. Telephone #: _____

4. EMA/TERT Coordinator Notified (time/date):

5. Nature of emergency and impact on PSAP:

Work overload

PSAP evacuation

Adverse environment conditions

Localized pandemic

Other _____

6. Is the emergency isolated to a single PSAP or affecting other area PSAPs:

7. What will be the anticipated deployment environment (PSAP, Field response)?

8. Number and type of personnel needed:

Calltaker: _____

Radio Dispatcher: _____

Telecommunicator: _____

Special requests:

9. Anticipated length of time needed: _____

10. Does TERT State Coordinator or appropriate official have PSAP Survey for each affected PSAP? _____. If no, complete Survey for each PSAP.

11. Are there any roadblocks, flooded roadways, etc., that would prevent a team from reaching the PSAP? If so, what arrangements have been made to get responding personnel through?

12. Are there any checkpoints that TERT personnel will have to go through? If so, what arrangements have been made to get responding personnel through the checkpoint?

13. Staging area and contact information:

14. Any special instructions? (Lodging, food, etc.)

Attachment C: TERT Package*

List of CAD codes/commands

List of call types

List of radio frequencies and departments that utilize same unit number or radio signature designations

List of radio codes

Local phone books

List of commonly used telephone numbers

List of other required access numbers

Commonly used terms/names (utility company name, common place names)

Local maps/ Cross-reference guides

List of major public buildings such as schools; shelters; hospitals; public safety buildings; other government buildings; jails/prisons; etc.

Jurisdictional boundaries (police, fire, EMS)

List of agencies dispatched or supported

List of key public officials and current organizational structure (chain of command)

Facility overview

Overview of local and state laws

Check-in/Check-out procedures

Method of ID credentialing/electronic entry cards

Attachment D: TERT Requesting Agency Deployment Review*

TERT Requesting Agency Deployment Review		
	YES	NO
Was the EMA knowledgeable and helpful?	<input type="checkbox"/>	<input type="checkbox"/>
Did you have all information and resources to initiate TERT?	<input type="checkbox"/>	<input type="checkbox"/>
Was the process well defined and usable?	<input type="checkbox"/>	<input type="checkbox"/>
Did the responding TERT State Coordinator contact you back in a timely manner?	<input type="checkbox"/>	<input type="checkbox"/>
Were you contacted back and advised anticipated response time of team and contact information?	<input type="checkbox"/>	<input type="checkbox"/>
When the team arrived, did you brief them prior to putting them to work?	<input type="checkbox"/>	<input type="checkbox"/>
Did you receive the number and type of TERT members you requested?	<input type="checkbox"/>	<input type="checkbox"/>
On a scale of 1 - 10 (with 10 being the BEST), how do you feel the TERT Program worked for you?	<input type="checkbox"/>	<input type="checkbox"/>
Any suggestions for improving the program?		
Other Comments (narrative for any of the above questions.)		

Attachment E: Sample Checklists*

TERT Request Checklist Interstate (sample)

- Request forwarded to County EMA
- Ensure request forwarded to State EMA
- Ensure request forwarded to EMAC
- Retrieve TERT packages
- Assign TERT liaison
- Ensure completion of TERT request form
- Ensure completion of MOUs

TERT Request Checklist Intrastate (sample)

- Request forwarded to County EMA
- Ensure request forwarded to State EMA
- Retrieve TERT packages
- Assign TERT liaison
- Ensure completion of TERT request form
- Ensure completion of MOUs

TERT Arrival Checklist (sample)

- TERT Liaison initiates contact with responding TERT
- TERT arrives and checks in
- TERT packages provided to responders
- Responders have assigned duties
- Responders have current chain-of-command
- Responders have comfort facilities

TERT End of Shift Checklist (sample)

- TERT Liaison checks out with responding TERT command
- TERT Liaison assures responders questions/concerns are answered
- TERT response form completed for operational period

TERT Deactivation Checklist (sample)

- Incident Commander officially deactivates TERT response
- TERT is relieved of duties
- TERT Liaison assures responders question/concerns are answered
- Responding TERT completes checks-out
- County/State EMA notified of deactivation
- TERT response form copied and forwarded to Requesting PSAP after all responders arrive at home base
- Operational debriefing/CISM

ATTACHMENT F: TERT Member Supply List

The following has been adapted from the NC-TERT Team Member Deployment Supply List

Supplies should be tailored to expected environmental and scene conditions, specific member needs, and guidance from the TERT State Coordinator, TERT Team Leader and/or Incident Commander. The deployed TERT Team should assure their members are able to be self-sufficient for at least 72 hours when deploying to major disaster scenes but the Team shall meet the requirements of the EMAC Mission Order.

All TERT members should understand that deployment requires commitment and flexibility. Basic comfort facilities may not be available and only those willing and physically able to work in adverse conditions should become team members. Those requiring special diets and/or refrigerated medication or medical conditions requiring ongoing monitoring should not be selected for response.

In a Backpack or Day Pack (to be carried with you at all times)

Canteen - 1 quart water / Canteen cover and/or
Nalgene (or similar) wide-mouth bottle. (Good for mixing powdered drinks)
Canteen cup
Swiss Army Knife or Multi-tool
Leather work gloves
Eye protection / Ear protection
Rain gear
Flashlight / Induction flashlight preferred. Extra bulb for regular flashlight Reverse one battery to prevent accidental discharge.
Camp knife
Matches in waterproof case
Notepad / pencil / pen
ID / Drivers License / Cash / Debit or Credit Card
Roll of quarters for vending machines
Cell Phone & Charger
1 Meal Ready-to-Eat (MRE) & possibly trail mix and/or GORP
Spare set of prescription glasses & sunglasses
Skin protection (sunscreen)
Insect repellent
Hat / Handkerchief
Lip balm / Ibuprofen / decongestants / basic first aid supplies
Prescription medications for term of deployment plus seven days
Snacks & bottled water/soda

In a Duffel Bag, Camping Backpack or Luggage (Soft duffel bags are preferred over hard luggage)

Sleeping bag, pillow, bedding
Uniforms (2-5 changes of clothes) Long pants, long sleeved shirt, shorts, T-shirts (clothing appropriate to the season)
Coat or jacket and gloves (as appropriate)
Work or hiking boots that provide ankle support
Sneakers / tennis shoes
Trouser belt
Underwear
Socks
Mess kit / Camp cup / Eating utensils
Spare batteries for flashlight
Utility items: rubber bands, safety pins, needle and thread, extra buttons, duct tape, electrical tape, clothes line, etc.
Note: re-roll a few feet of tape on a pencil or similar and break off ends for a compact supply
Towel & Washcloth
Swimwear (weather dependent)
Shower shoes
Soap, shampoo, toothbrush, toothpaste, hairbrush, razor, cosmetics, hand mirror, personal hygiene items, contact lens supplies, etc
Zip lock bags (assorted sizes)
Garbage bags
Dirty laundry bag
Half roll of toilet paper--smash flat to conserve space
Hand & body towelettes / hand sanitizer
Radio / batteries
Reading materials / entertainment
Small battery powered alarm clock, pager or watch to be used as an alarm clock

Special Considerations:

1. Keep the number of packs of your equipment to a minimum. You should be able to carry them all at once for a short distance.
2. Military duffel bags are ideal. Vacation type luggage is acceptable, but discouraged.
3. Label ALL your equipment with your name and address.
4. Absolutely NO Sterno, propane or compressed gas containers should be in your gear. Chemical heaters are acceptable.
5. It is possible there will be no electrical outlets available. Electrically powered items are discouraged.
6. Consider packing each of your day's worth of clothes in a separate zip lock bag for easy retrieval of that day's items.
7. Pack all equipment in your pack in separate zip lock bags in case your pack is exposed to the weather.

ATTACHMENT G: TERT Responding Team Leader Deployment Review*

TERT Responding Taskforce Team Leader Review		
	YES	NO
Was Emergency Management knowledgeable and helpful?	<input type="checkbox"/>	<input type="checkbox"/>
Did you have all information and resources to initiate TERT?	<input type="checkbox"/>	<input type="checkbox"/>
Was the process well defined and usable?	<input type="checkbox"/>	<input type="checkbox"/>
Did your TERT State Coordinator contact you in a timely manner?	<input type="checkbox"/>	<input type="checkbox"/>
Were you provided all needed information and contact information?	<input type="checkbox"/>	<input type="checkbox"/>
When the team arrived, were you briefed prior to assignment?	<input type="checkbox"/>	<input type="checkbox"/>
Was the number and type of TERT members requested appropriate?	<input type="checkbox"/>	<input type="checkbox"/>
Would you deploy as TERT Team Leader again? (if no please explain below)	<input type="checkbox"/>	<input type="checkbox"/>
On a scale of 1 - 10 (with 10 being the BEST), was the TERT process effective in accomplishing its mission?	<input type="checkbox"/>	<input type="checkbox"/>
Any suggestions for improving the program?		
Other Comments(narrative for any of the above questions.)		

Attachment H: TERT Member Deployment Review*

TERT Member Deployment Review		
	YES	NO
Did you receive all the required information such as location, directions, contact name and number and team leader's name?	<input type="checkbox"/>	<input type="checkbox"/>
When you arrived, were you briefed?	<input type="checkbox"/>	<input type="checkbox"/>
Did you receive a TERT Package when you arrived?	<input type="checkbox"/>	<input type="checkbox"/>
Did it contain the necessary resources for you to begin work?	<input type="checkbox"/>	<input type="checkbox"/>
Was the equipment what you are currently trained on?	<input type="checkbox"/>	<input type="checkbox"/>
Do you feel that the right amount of resources were requested?	<input type="checkbox"/>	<input type="checkbox"/>
Do you feel you were welcomed by the agency?	<input type="checkbox"/>	<input type="checkbox"/>
Were assignments clear and appropriate?	<input type="checkbox"/>	<input type="checkbox"/>
Do you feel that you were of help to the PSAP?	<input type="checkbox"/>	<input type="checkbox"/>
Please provide suggestions on how to improve the program.		
Other Comments (Feel free to type a narrative for any of the above questions)		

Attachment I: Medical Considerations

Medical considerations are difficult issues for the TERT program, and a certain degree of common sense must be exercised by agency managers in selecting team members and by State Coordinators in making choices as to who to include in deployed teams. Some further explanation of such considerations follow:

A. Vaccinations and Immunizations

All TERT member agencies should follow the vaccination / immunization guidelines outlined in the CDC guidance document titled "***Immunization Recommendations For Disaster Responders***" located at

www.bt.cdc.gov/disasters/disease/responderimmun.asp

- All First Responders have a **Tetanus** immunization or booster if the original immunization is more than 10 years old. The preferred variety is Tdap (tetanus/diphtheria/pertussis).
- The **Hepatitis B** immunization may be beneficial but is only recommended for First Responders who may have direct patient contact or contact with bodily fluids. Telecommunicators typically will not be exposed to such situations. The decision for Hepatitis B is left to the discretion of the AHJ.
- The **Hepatitis A** immunization is not recommended for First Responders working on situations in the United States.

B. Medical Conditions

Similarly, no TERT team member shall possess any medical condition that would present a problem during deployment and compromise the member's ability to perform or to place a burden on the Team Leader or the requesting agency to spend time addressing such issues or that may require the team member to return home prematurely.

Here again, agency managers best know their own employees and common sense must prevail. ADA considerations are considerably different in disaster situations, since the normal work environment may dramatically change. Bonafide occupational requirements change.

Conversely, individuals with certain medical problems or disabilities may be perfectly able to work in a mutual aid situation that does not rise to the level of a disaster environment.

TERT State Coordinators are responsible for making appropriate team member selections for any given deployment.

Attachment J: TERT State Coordinator Letter*

This Attachment contains a sample letter to be sent by the agency administrator who is appointing team members (including supervisors and team leaders) to the TERT State Coordinator.

Attached to the letter is a form that lists each team member's name and check boxes as to which categories the team member falls into. It also provides a check box to indicate if the team member is EMD certified and a column to identify any other skills the team member might have (second language skills, CISM ability, etc)

Please Note: An employee who has been cross-trained both as a Calltaker and a Dispatcher is classified as a Telecommunicator.



Date

TERT State Coordinator

I, (Name of agency director), approve the following persons as members of the (local, regional, state) TERT Program. These employees are in good standing and meet or exceed all requirements of TERT membership as published in the NJTI Model Recommendations for TERT Deployment.

Sincerely,

(Agency Director)

NAME	Team Leader (X)	Supervisor (X)	Radio Dispatcher (X)	Calltaker (X)	EMD Certified (X)	Other Skills (List)

Note: Employees meeting both TERT Radio Dispatcher and TERT Calltaker are referred to as TERT Telecommunicators

Attachment K: TERT Request Approval Process*

The following is intended to provide information on the process for TERT deployments both on an out-of state basis and within your own state. The narrative references the flow chart below.

A. Interstate (State-to-State)

Interstate TERT deployments occur under the Emergency Management Assistance Compact (EMAC) which is an agreement signed by all states on the process to deploy state-to-state resources during an emergency or disaster. The following steps take place for requesting and assisting agencies:

Fundamentally, the formal request flow begins in the lower left hand corner of the attached chart and flows straight up on over to EMAC (red box) and then down the right hand side of the chart.

1. The requesting (impacted) PSAP submits request for TERT to the applicable local Emergency Management Authority (EMA) office per internal state EMAC resource request SOP.
2. The requesting state local EMA forwards request through channels to State EMAC Coordinator.
 - a. If an EMAC A-Team has been deployed to the requesting state, the State EMAC Coordinator forwards the request to the A-Team and they issue an EMAC Broadcast to member states requesting TERT assistance (assets).
 - b. If an EMAC A-Team has not been deployed to the impacted state, the State EMAC Coordinator issues an EMAC broadcast to member states requesting TERT assets.
3. EMAC resource requests are processed by the various receiving State EMAC Coordinators who, in accordance with the state EMAC SOP, disseminates the resource request to applicable agencies in their state looking to see if the resource can be filled. Some coordination between TERT State Coordinators and State EMAs may take place to make sure that an adequate complement of responders is available (Call-Takers, Dispatcher, Telecommunicators, Supervisors, Team Leaders, EMD certified, etc) is available.
4. Once a state or multiple states steps forward with an available TERT resource, they become the Assisting State(s). If more than one state steps forward to provide resources, the requesting state chooses which TERT resource to accept.
5. The Assisting State(s) provides information on the TERT resource deploying to the impacted area to the Requesting State which is pushed down to the requesting PSAP. The Requesting PSAP exchanges information directly with the Deploying TERT State

Coordinator. If any resource request changes (i.e. more or less people) this must be communicated up the EMA chain for both the Requesting and Assisting States.

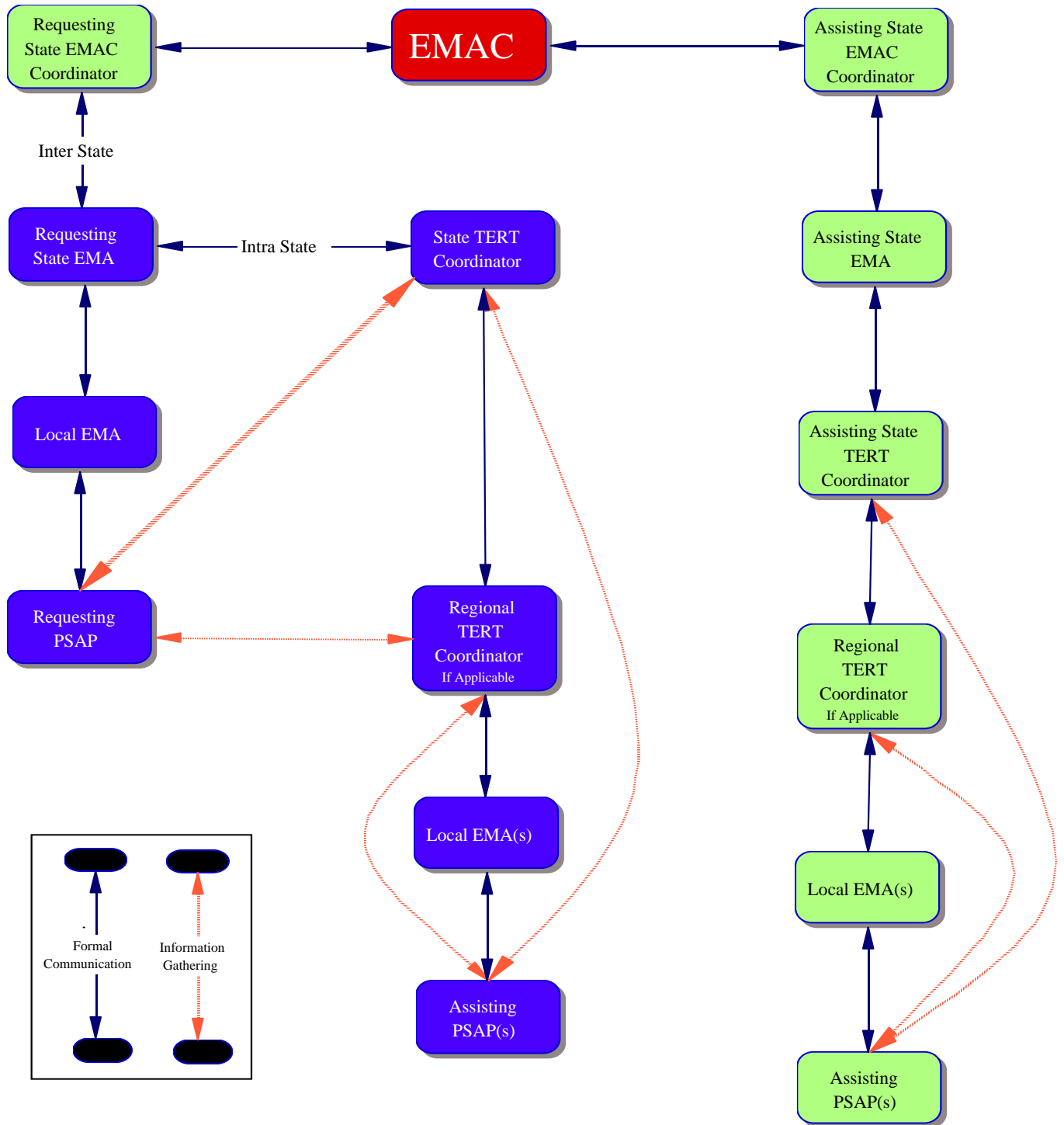
6. If a TERT resource is needed for more than the agreed upon deployment time frame, the Requesting PSAP needs to contact the EMA EMAC Coordinator for the requesting state for approval.

B. Intrastate (Within the Same State)

The response flow again begins at the lower left corner of the chart, and follows the path of only the blue boxes.

Depending on the nature of the request, it may take a formal route through the state EMA (typically a declared in-state disaster); or may take a somewhat more informal route where the request is more of a localized mutual aid request that does not involve the state EMA.

TERT REQUEST & APPROVAL PROCESS



Attachment L: TERT Required and Recommended Training

ALL Participants

- Required:** TERT Basic Awareness (Classroom or On-Line Version)
- IS-100.a (or previous equivalent) -- Introduction to Incident Command System
- IS-700.a (or previous equivalent) -- National Incident Management System (NIMS) An Introduction
- Recommended:** Hazardous Materials Awareness

Supervisor

- Required:** IS-200.a (or previous equivalent) -- ICS for Single Resources and Initial Action Incidents
- Recommended:** EMD Certification

Team Leader

- Required:** TERT Team Leader
- IS-800.B -- National Response Framework - An Introduction
- Recommended:** ICS 300
- FEMA COML

Standard for TERT Deployment



Notes

A large, empty rectangular area with a light gray background, intended for notes, occupies the majority of the page below the title and logo.



APCO International

The Association of Public-Safety Communications Officials - International

351 N. Williamson Blvd, Daytona Beach, FL 32114 USA

www.apcointl.org